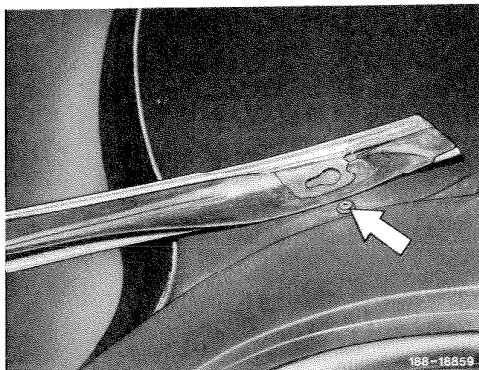




3 Pull ornamental molding on front wall pillar left forward and disconnect at roof paneling.



4 Pull-off ornamental frame on windshield at lefthand front wall pillar.



5 Expose copper wire in adhesive cord and make bright at ends with emery paper.



6 Connect copper wire to vehicle battery (12 V) (connection should produce a spark, only then will the current be picked up), heat copper wire for approx. 15 min. if wire dia is 0.3 mm.

7 Remove air inlet cover (83-140).

8 Completely remove ornamental frame on windshield (67-120).

