



# MERCEDES BENZ 123 CHASSIS VACUUM LOCKING SYSTEM DIAGRAM

 LOCK\*

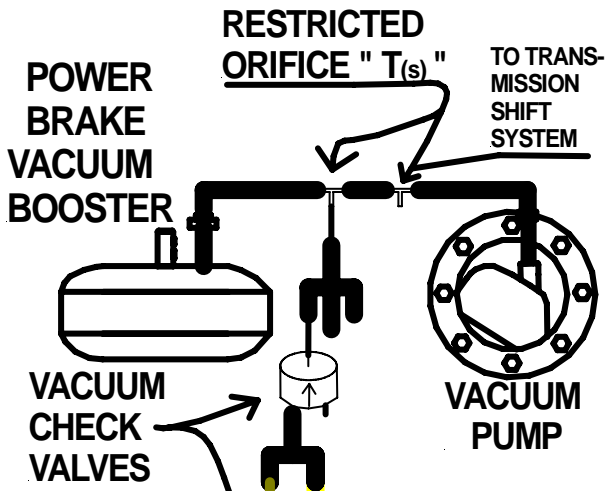
 UNLOCK\*

\*RED & GREEN ABOVE ARE  
COLOR OF STRIPES ON  
THE HARD YELLOW LINES.

 VACUUM RESERVOIR  
[ YEL with GRAY STRIPE ]

 VAC. SUPPLY TO DRIVER'S  
DOOR [ PLAIN YELLOW ]

7th Rev. - Oct, 2006



<-- FIREWALL -->

<-- DASH AREA -->

DRIVER'S "MASTER" KEY VACUUM SWITCH

3-WAY & 4-WAY VACUUM FITTINGS DO LEAK...  
THEY ARE LOCATED BENEATH PLASTIC SHIELDS  
UNDER FRONT CARPETS!

<-- CENTERLINE OF CAR -->

LEFT REAR DOOR LOCK

RIGHT FRONT DOOR LOCK

RIGHT REAR DOOR LOCK

RESERVOIR  
[under rear window... above fuel tank]

FUEL DOOR LOCK

TRUNK LOCK

GROMMET... A COMMON PLACE FOR LEAKS... THE FIX IS A NON-HARDENING SILICONE OR OTHER SEALER

ON THE INSIDE OF THE GROMMET AND ON THE OUTSIDE OF THE HARD VACUUM LINE. TAKE CARE NOT TO PUT SEALER WHERE IT WILL CLOG THE FREE FLOW OF AIR INTO / OUT OF THE RESERVOIR.