



The auxiliary fan is activated for one by the pressure switch (19) in receiver drier, via relay (17) and via pre-resistor (18). In parallel with pressure switch, the auxiliary fan is directly activated by the temperature switch 100 °C (16) on engine via relay (20).

Location of receiver drier and pre-resistor (18) for auxiliary fan


- 19 Pressure switch for auxiliary fan
- 22 Pressure switch, refrigerant compressor
- a Vacuum valve



Location of relay (17) for auxiliary fan via pre-resistor (18)



Location of relay (20) for auxiliary fan



Location of temperature switch 100 °C (16) for auxiliary fan on engine 102 up to model year 84

