

AR33.30-P-0525-02P	Check front axle gear oil level and top up if necessary		
--------------------	---	--	--

#### Front axle transmission


Number	Designation		Model 203.08/09/ 28/29	Model 211.08/09/ 28/29	Model 220.08/18
BA33.30-P-1006-03D	Oil filler opening screw plug	Nm	30	30	30




#### Front axle gear

Number	Designation		Model 203.08/09/28/29	Model 211.08/09/28/29
BF33.30-P-1001-03C	Hypoid gear oil	Filling capacity    Liters	0,46	0.6
		Specifications for service products    Sheet	BB00.40-P-0235-07A	BB00.40-P-0235-07A

#### Front axle gear

Number	Designation		Model 220.08/18
BF33.30-P-1001-03C	Hypoid gear oil	Filling capacity    Liters	0.6
		Specifications for service products    Sheet	BB00.40-P-0235-07A

 Conduct oil level check only in installation position and at room temperature. Not when front axle gear is at normal operating temperature.

- 1 Remove screw plug of oil filler opening (7).  
 The oil level is correct if the hypoid gear oil reaches up to the lower edge of the oil filler opening.
- 2 If necessary refill hypoid gear oil through the oil filler opening, until oil flows out of the oil filler opening.
- 3 Let oil escape for roughly 1 to 2 min and then turn in the screw plug of the oil filler opening (7) and tighten  .  
 Replace sealing ring of screw plug of oil filler opening (7).

Shown on model 203

