


ENGINE 642 in MODEL 211

Temperature sensor upstream of turbocharger (in turbocharger)

- 3 Heat protection
11 Bracket



P09.40-2182-01

- 9 Bolts
10 Exhaust pipe





P09.40-2178-01

- 11 Bracket
016 Set of engine bearing wrenches
B19/11 Temperature sensor upstream of turbocharger



P07.04-2538-06

☒ ☒	Remove/install		
	Risk of injury to skin and eyes caused by handling hot or glowing objects.	Wear safety gloves, protective clothing and safety glasses, if necessary.	AS00.00-Z-0002-01A
1	Remove engine trim panel		AR01.10-P-2405TI
2	Remove bracket (11)		
3	Remove heat protection (3)		
4	Remove exhaust pipe (10)	<p>i Remove top bolts (9) but only loosen bottom bolt (9) as flange is slotted.</p> <p>i Installation: Replace seal and all bolts (9).</p> <p>Nm Exhaust line to turbocharger</p>	*BA09.40-P-1012-01K
5	Close of opening of turbocharger and catalytic converter.	S Set of protective covers	*001589019100

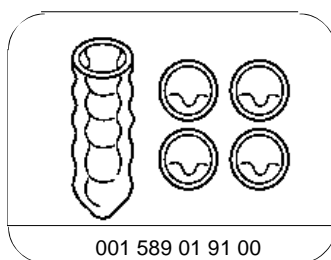
6	Disconnect connector from temperature sensor upstream of turbocharger (B19/11)		
7	Remove temperature sensor upstream of turbocharger (B19/11)	i Installation: Coat the thread with heat-resistant lubricant. Nm  Set of engine mount wrenches (016) Paste	*BA14.20-P-1005-01G *001589011600 *BR00.45-Z-1005-06A
8	Install in the reverse order		
9	 Read fault memory, erase if necessary Connect STAR DIAGNOSIS and read out fault memory	STAR DIAGNOSIS diagnosis system	AD00.00-P-2000-04A
10	Risk of accident caused by vehicle starting off by itself when engine is running. Risk of injury caused by contusions and burns during starting procedure or when working near the running engine Carry out an engine test run and test the exhaust system for leaks	Secure vehicle to prevent it from moving by itself. Wear closed and snug-fitting work clothes. Do not grasp hot or rotating parts.	AS00.00-Z-0005-01A

Turbocharger

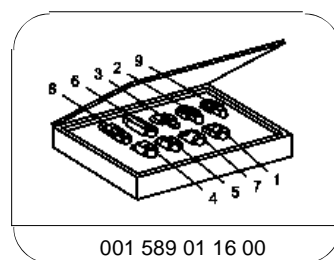
Number	Designation	Engine
		642
BA09.40-P-1012-01K	Exhaust line to turbocharger	Nm 20

Exhaust gas recirculation

Number	Designation	Engine
		642.82/83/ 85/86/87/ 886/9
BA14.20-P-1005-01G	Temperature sensor for exhaust gas temperature measurement	Nm 45



Set of protective covers



Set of engine bearing wrenches

Repair materials

Number	Designation	Order number
BR00.45-Z-1005-06A	Paste, hot lubrication 1 kg, DB supply specification 6879.20	A 000 989 76 51