




AF15.30-P-6405A	Starter occasionally does not operate	28.2.00
-----------------	---------------------------------------	---------

ENGINE 112 in MODEL 129, 163, 170, 202, 208, 210, 220
ENGINE 113 in MODEL 129, 163, 202, 208, 210, 215, 220
ENGINE 119 in MODEL 129, 210
ENGINE 120 in MODEL 129

Modification notes

24.7.00	Supersedes STIP 07.60-022 dated 28.2.00	Reference addresses updated.	
---------	---	------------------------------	--

Damage code	Cause	Remedy	
03 024 08	 Starting operation is terminated before engine can start. When starting tachometer jumps momentarily in direction > 2000 RPM.	 DTC in ME-SFI control module: No DTC stored. 1 Remove starter ENGINE 112, 113 in MODEL 129 MOTOR 119 120 in MODEL 129 ENGINE 112, 113 in model 210 Engine 119.985 in model 129 ENGINE 112 in MODEL 202 ENGINE 112.940 in MODEL 208 ENGINE 112.947 in MODEL 170 ENGINE 112.942, 113.942 in MODEL 163 ENGINE 113.960 in MODEL 215, ENGINE 112, 113 in MODEL 220	AR15.30-P-7100CS AR15.30-P-7100EC AR15.30-P-7100FF AR15.30-P-7100FAF AR15.30-P-7100ED AR15.30-P-7100GA AR15.30-P-7100GH AR15.30-P-7100I
		2 Coat teeth on starter ring gear lightly with grease.  Use only grease specified in parts ordering notes. Ensure that excessive quantity of grease is not applied because this can interfere with the signal pickup of position sensor L5.	
		3 Install starter.	

Parts ordering notes

Part no.	Designation	Quantity
000 989 76 51	Paste (1kg)	1